

Ultraflo® is a calcium sulphate, hemihydrate, pump applied liquid floor screed.

COMPLIANCE:

Ultraflo® has been designed to comply with BS EN 13813:2002, screed material and floor screeds, screed material - properties and requirements.

APPLICATION:

Subfloor levelling.
For use with underfloor heating systems.
Unbonded, bonded and floating floor constructions.
Suitable for both residential and commercial floors.

SHRINKAGE:

Ultraflo® has minimal drying shrinkage. Movement joints need only to be considered where the floor exceeds 1000m², or where the floor becomes elongated and an aspect ratio of 1:6 is exceeded. Movement joints should also be considered across doorways. When used with underfloor heating systems, movement joints should be considered between different heating zones or when the floor exceeds 300m².

COMPACTION:

The flowing characteristics of Ultraflo® means it is self-compacting thus voids and poor compaction are virtually eliminated.

DURABILITY:

As with virtually all screeds, Ultraflo® is not a wearing surface and therefore requires a suitable floor covering. Ultraflo® can be used with all standard floor coverings i.e tiles, wood, carpet and vinyl.

WET AREAS:

Ultraflo® is not suitable for areas which are in regular contact with water e.g communal showers, wet rooms, exterior yards or similar.

MINIMAL APPLICATION THICKNESS:

Bonded	25 mm
Unbonded	30 mm
Floating (Commercial)	40 mm
Floating (Domestic)	35 mm
Underfloor Heating	25 mm (min to cover pipes)

NOTE: Any deviations in the levels and surface regularity of the base slab should be taken into consideration when determining the thickness of screed, to ensure the minimum thickness can be achieved.



KEY FEATURES

- Very low shrinkage, does not curl
- Movement joint requirement greatly reduced
- Can be walked on 24 hours after application
- Increased productivity - 2000m² per day can be achieved
- Significantly reduced thickness when compared to traditional sand:cement screeds
- Reduced drying times from reduced depth and weight
- Can be forced dried
- Underfloor heating system can be turned on after 7 days
- Increased efficiency of underfloor heating system
- Quicker heat response time with underfloor heating

TECHNICAL PROPERTIES:

Flow (DIN 1060 Test)	230-250 mm
Plastic Density	2060-2130 kg/m ³
Dry Density	1950-2050 kg/m ³
Flexural Strength	>4 N/mm ²
Fire Rating	Non-combustible
Thermal Expansion Co- Efficient	0.01 mm/mk
Thermal Conductivity	1.66-1.88 W/mk
Drying Shrinkage	<0.02 %
Drying Time*	1 day/mm

*40mm depth, ambient 20°C and 65% relative humidity

INSTALLATION

Ultraflo® must only be installed by approved contractors. The building should be weather tight, i.e. roof on, doors and windows installed and any openings made weather tight prior to installation. It is recommended that Ultraflo® is laid on 500 gauge polythene, with 8-10mm compressible edging strip around the perimeter of the room. All joints should be taped to create a tanking system.

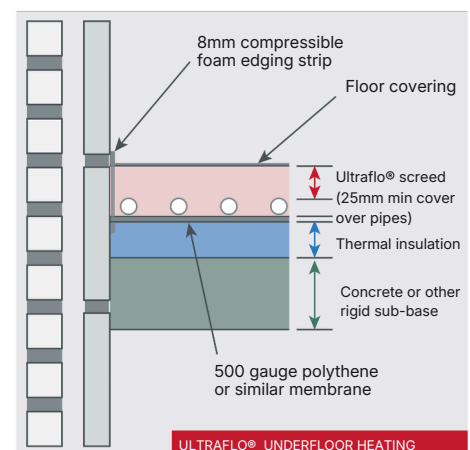
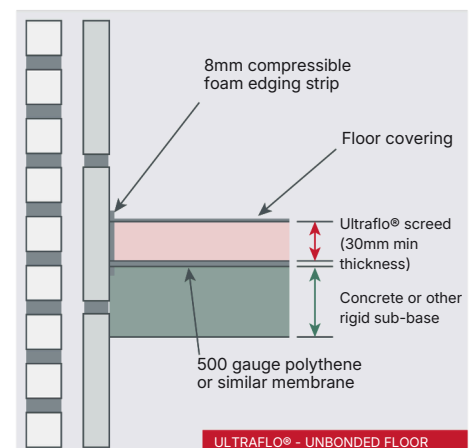
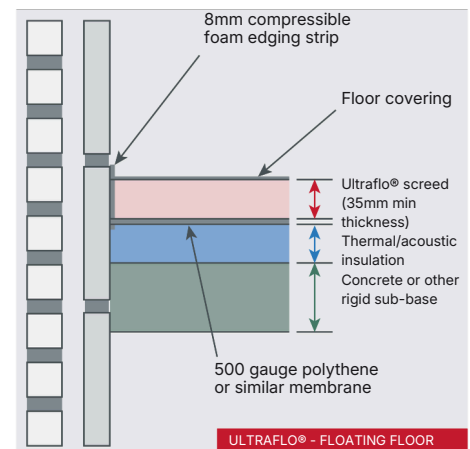
The finished level of the screen is set using laser levels and tripod indicators throughout the room. Ultraflo® is delivered to site ready mixed and will have been tested prior to discharge for flow characteristics. It is pumped into place and in practice takes approximately 30 minutes to pump 6m³. The screen is then dapped to create a smooth and level surface.

DRYING

Immediately after application and until the screed has hardened, protect the surface of the screed from water ingress, direct sunlight and severe draughts. After 24 hours, windows should be opened to allow the surface to begin drying. Dehumidifiers can be turned on to force dry the screed after 7 days. Ultraflo® can be lightly trafficked after 24 hours, depending on drying conditions. Ultraflo® will dry at 1mm/day up to 40mm thick (20°C, 65% humidity). This increases for screeds of thicker depths and in poor drying conditions. The underfloor heating systems can be commissioned after 7 days to force dry the floor. The underfloor heating system should be increased from ambient to normal working temperature in 5°C steps a day.

APPLICATION FOR FLOOR COVERING

The screed must be sufficiently dry before any floor coverings are applied. For permeable floors such as carpets, moisture content less than 1% is required. For impermeable floors coverings such as vinyl or tiles, moisture content less than 0.5% is required. When applying cement-based adhesives, the screed must be primed with an acrylic or epoxy based primer.



* All thickness as per BS 8204-7

For more information, contact
our Technical Department on
(028) 9085 1441.